

CITY OF WOODSTOCK PARKS AND RECREATION

CITY OF **WOODSTOCK**



PARKS AND RECREATION



COMMISSION FOR ACCREDITATION OF

CAPRA
ACCREDITED

PARK AND RECREATION AGENCIES

ANNUAL REPORT

2021 PARTICIPATION TOTALS



Parks & Recreation YTD Participation

225,745

Recreation & Park Usage

138,038

Special Events

77,832

Senior Center

9,875

PROGRAM PARTICIPATION

Recreation Programs & Partnerships

- 38,038 Participants & 100,000 Mountain Bike Trail Usage

Programs @ William G. Long Senior Center

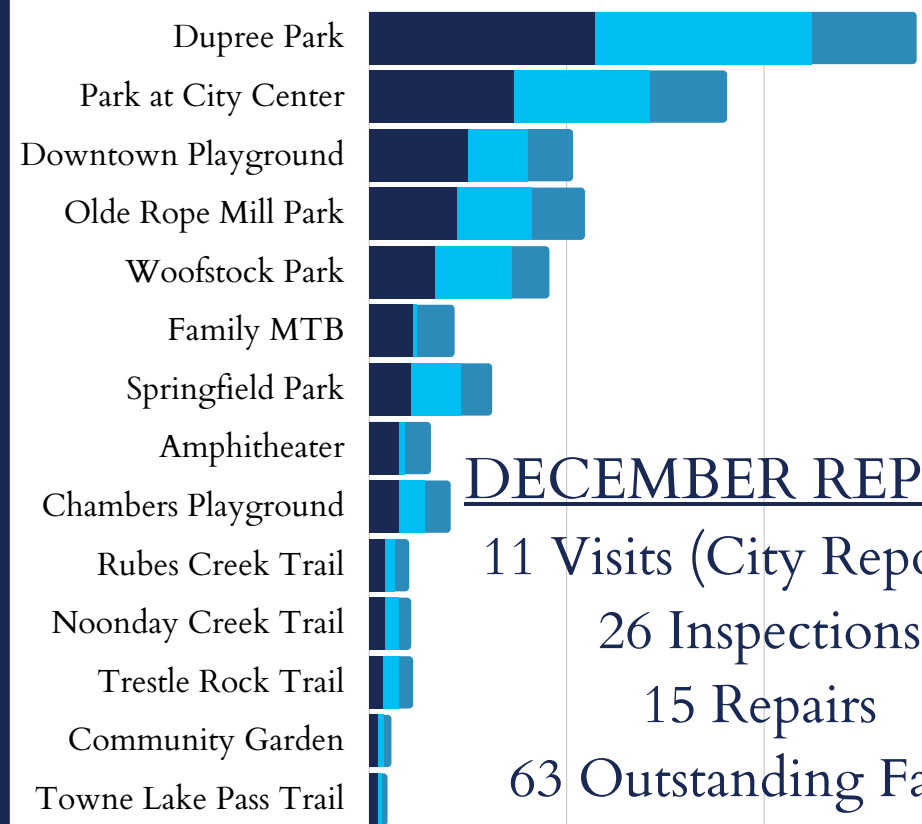
- 357 Paid & ACTIVE Members

Special Events (& Related Opportunities)

- 14 Events, 5 Summer Concerts, 28 Hosted Events & Rentals

PARK & TRAIL CREW MAINTENANCE

418 Inspections - 354 Work Order Repairs - 249 Visits



DECEMBER REPORT

- 11 Visits (City Reporter)
- 26 Inspections
- 15 Repairs
- 63 Outstanding Faults

SERVICE LEVELS

- 308 Acres Park Acres
- 4.8 Miles Paved Trail
- 1.5 Miles Natural Trail
- 16+ Miles Bike Trail (Sorba)
- +/- 146 Acres Future Property



2021 DEMOGRAPHICS

3,479 TOTAL RECDESK INTERACTIONS

2,516 Program Registrations

42% Residents, 4% <18, 43% 18-65, 53% 65+, 31% M, 69% FM

462 Reservations

51% Residents, 1% <18, 67% 18-65, 31% 65+, 48% M, 52% FM

501 Memberships

41% Residents, 1% <18, 16% 18-65, 83% 65+, 32% M, 68% FM

ONLINE vs IN PERSON

Registrations - 60% Online, Reservations - 72% Online

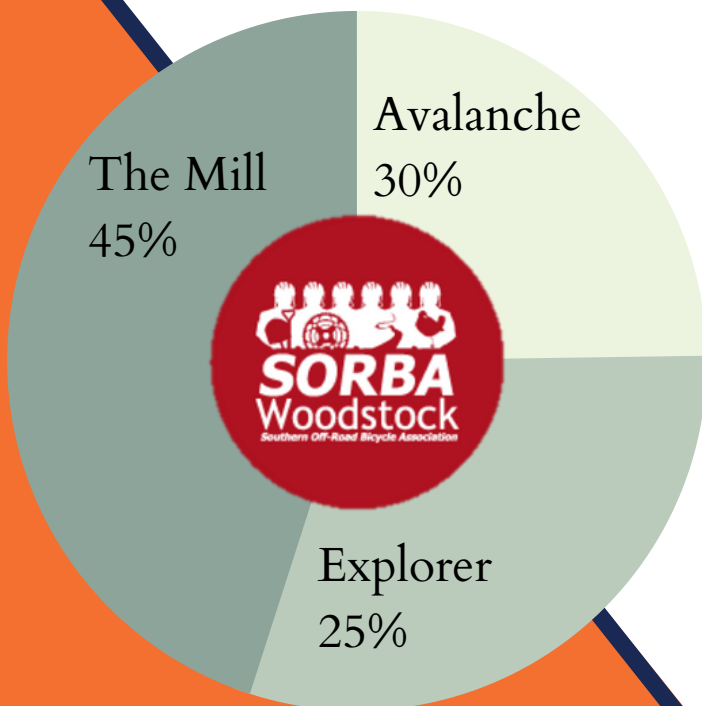
Memberships - 12% Online



TAYLOR RANDAHL MEMORIAL BIKE TRAILS AT OLDE ROPE MILL PARK

Trail Usage Breakdown

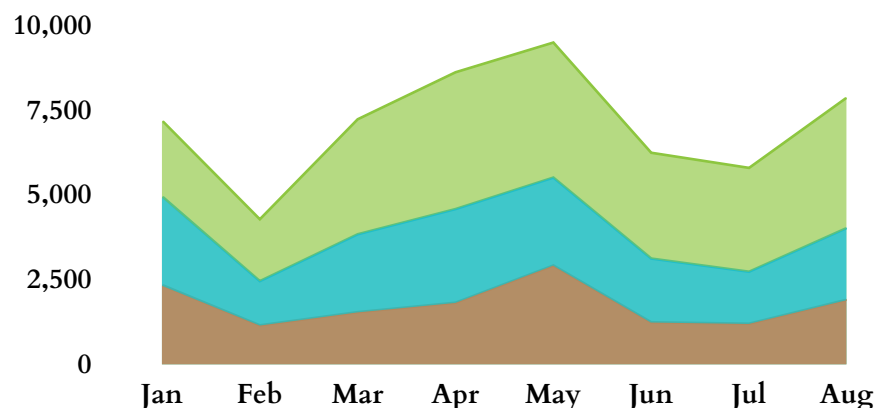
WILL UPDATE CHARTS 2022 - EST. 100,000



The Mill
25,515 Riders
Beg./Inter.
5.1 mi.
4 Trails

Explorer
17,094 Riders
Beg./Inter.
5.1 mi.
3 Trails

Avalanche
14,029 Riders
Intermediate
6.25 mi.
3 Trails



WE'RE LOOKING FORWARD TO

2022



THANK YOU